















# KEY PERFORMANCE INDICATORS

## Key

-  Target met/on track
-  Just missed/minor performance adjustment required
-  Not met/major performance adjustment required

Focus area	Target	2019 performance against target	Page	
Health and safety, safeguards and security	Annual reduction in Total Reportable Injury Rate (TRIR; LTI/MTIs per 200,000 hours worked)	+70% (TRIR 2019: 0.39, TRIR 2018: 0.23)	9	
Environmental impact	Annual reduction in electricity use	-1%	19	
	Annual reduction in water use	-4%	22	
	Annual reduction in radioactive material for disposal generated from operating plants	-58%	18	
	Annual reduction in conventional waste sent to landfill/incineration*	-13%	18 and 43	
	Asset integrity	5S good housekeeping score: >85%	87% (average across all sites)	23
Supplier of choice	Zero missed deliveries	0	15	
	Zero customer complaints	2	15	
Employee engagement	Percentage of employees 'motivated'**	62%	26	
	Percentage of female job holders in top A-C roles by 2025: ≥20%	17%	27	
Community engagement	Physical workshops: 8,000 children	8,138	33	
	Digital downloads: 100,000 children (stretch target)	74,798	33	

\* This KPI covers hazardous and non-hazardous waste from our four enrichment sites and head office in Stoke Poges, UK.

\*\* This KPI was revised in 2019 as we conducted an organisational health/culture survey (see page 26) instead of our annual employee engagement survey.